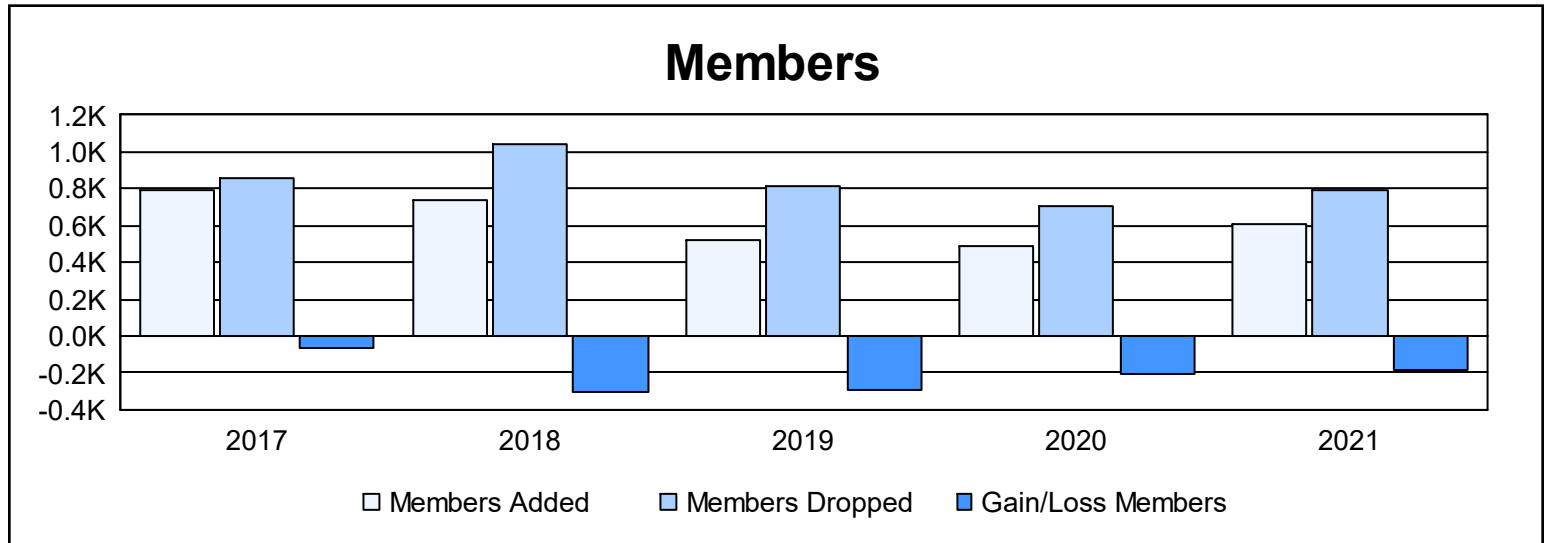
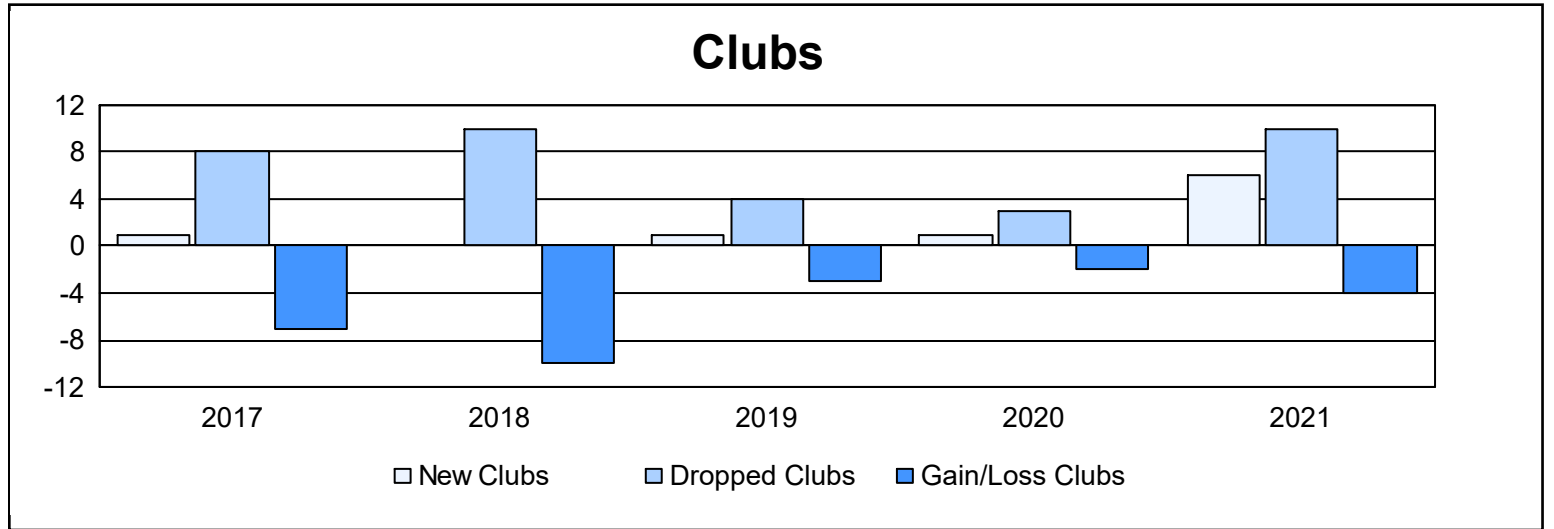
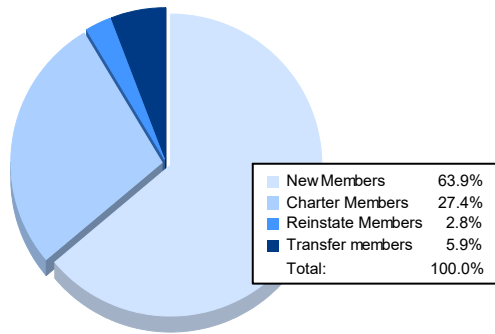


Year	New Clubs	Dropped Clubs	Gain/ Loss Clubs	New Members	Charter Members	Reinstate Members	Transfer Members	Total Member Added	Total Members Dropped	Gain/ Loss Members
2016-2017	1	8	-7	700	37	24	35	796	860	-64
2017-2018	0	10	-10	654	0	39	49	742	1,047	-305
2018-2019	1	4	-3	436	27	22	32	517	814	-297
2019-2020	1	3	-2	396	36	25	33	490	701	-211
2020-2021	6	10	-4	387	166	17	36	606	788	-182
<b>Average</b>	<b>2</b>	<b>7</b>	<b>-5</b>	<b>515</b>	<b>53</b>	<b>25</b>	<b>37</b>	<b>630</b>	<b>842</b>	<b>-212</b>



### Membership Composition June 2021 Cumulative



### Gender Composition June 2021 Cumulative

